




CL5 V3e LINEAR Data Sheet

The CL5 V3e is a newly engineered updated version to the CL5V3 the main differences are the electronic gantry that allows fine control of the filling head position and a fully electronic seamer that allows for more accuracy and less dependent on compressed air pressure. The CL5V3e machine designed to fill and seam standard aluminum cans. It is specifically designed for the craft beverage environment where space can be a governing factor. The machine can be static or used as a mobile unit. Although it is a compact machine it still carries all the equipment of the larger units.

The CL5 V3e canning line has a footprint of 3600mm x 700mm. The throughput of cans is between 1500 and 2200 cans per hour, this is based on the can size, equipment supplying the fluid and temperature. As an example a 330ml can, packaging beer is 2000 cans per hour. Throughput can be increased via speed control valves, once the customer is competent with the operation. These speeds are based on the correct presentation of product.

Safety First

The CL5 V3e is built around a full safety system. All doors are fitted with sensors then when opened put the machine in a safe state. This means that all moving parts are put in a neutral state via the intelligent valve island and Mitsubishi inverters with built in safety. Audible and visual warnings are built in for machine status and current fault alert.



CL5 V3e LAYOUT



Specification for the CL5 V3e machine.

Machine specification.

1. Stainless steel box section support frame with drip tray.
2. 3600mm conveyor throughout machine.
3. 5 x Gas purge ports for fill pre purge.
4. Digital Gas flow meter with alarm, allows control of gas to minimize waste.
5. 5 x 316 stainless steel bottom closing pneumatically operated filling valves.
6. Single lid slide with lid cassette sensor, lid jam sensor and auto top up sensor.
7. Lid in place sensor before seamer.
8. Lid tamp bar before seamer.
9. Single head electronic seamer fully adjustable for most can sizes no spacers required.
10. Industry leading seamer tooling supplied by metal box
11. Can wash and high pressure blow off built in.
12. Compressed air supply low level alarm.
13. Compressed air and purge gas filtration and regulation.
14. Audible and visual warning for alarms and current status.
15. C.I.P sequence for adequate cleaning of up to 70 degrees.

The CL5 V3e machine comes fitted with user touch screen to enable operators to start and stop the machine, test single functions, set fill and fob level and change times.

Operation.

The machine is based on a linear operation with the cans entering the conveyor on the left of the machine. Once ten cans have been counted in place for filling, the valve gantry will lower the filling valve assembly plate. The valves open pneumatically when the gantry is in the correct position. As soon as the last can has filled to the time set by the operator the gantry will lift and the cans will be allowed to go to the seamer. The lid slide is positioned 300mm from the nearest can, it also has built in purge under lid to remove oxygen. All cans collect a lid before heading for the seamer and as soon as a lid is positioned on the can it gets pressed down with a lid tamp bar. This will displace any fob that is protruding from the top of the can. A lid in place sensor is positioned on entry to the seamer the can then enters an indexing star wheel and is moved to the lift pedestal for seaming. If no lid is present the can will get rotated without the seaming process taking place thus activating an alarm on screen to indicate a can has no lid. Once the cans have been seamed they get rotated back on to the same conveyor. Upon leaving the seamer section the cans pass a reject operation. At this stage they get checked for a lid, if no lid is present the cans will be rejected via a pneumatic cylinder on a flat plate to be dealt with. Immediately after reject, the cans get stopped under a shower type wash that is connected to the mains water supply that rinses the top and the side of the can with fresh water. After being rinsed the cans enter a section with high pressure air blowers where cans are held in the blower section with ball plungers to allow dwell time. Upon leaving the machine the cans have a slide that can be connected to a collection table or label applicator.

Can specification.

The machine will come factory set for your production can size. However, the machine has been designed to change size with minimal adjustment so it is achievable on site in around 15 minutes. All can sizes have been considered with this version. The machine has industry standard seaming components and will be factory fit with tools for CDL/ISE ends and other chucks are available on request.

Supplied with machine.

- 1 set of filling valve seals
- 1 seaming specification booklet.
- 1 basic tool kit.

Optional extras.

These can be supplied to assist a smooth production.

1. Rotary loading table 900mm with horizontal pre rinse.
2. Rotary loading table 900mm with Mounting points for date coder.
3. Rotary collection table 900mm
4. LA 3000 label applicator

Training.

Delivery and training will be provided at a price to cover the costs. On day of delivery we would expect fluid in spec and cans and ends on site. Charges will be provided in your quotation.

Requirements on site.

1. 240 volt 16 amp electrical supply. (commando style blue socket within 5 meters)
2. Compressed air @ 10cfm 6.5 Bar with a recommended volume of no less than 200 litres.
3. Gas for can and lid purge via a 3/8" push fit connection pressure of 2.5 bar is required.
4. A separate gas supply is required for the top pressure in the product tank up to 2 bar.
5. Water connection via Hozelock fitting. (garden hose type connection)
6. Adequate cleaning chemicals for CIP
7. Conditioned product with a brewery hose to connect to a 1.5" Tri Clamp
8. Cans and lids.

The CL5 V3e is independently CE assessed and certified and will come with a certificate. For the USA, the machine satisfies the UL standard.